

2022 School Facilities Inventory Report

Facility Name: **KINGDOM EAST SD | BURKE TOWN SCHOOL | 3293 BURKE HOLLOW ROAD, WEST BURKE 5871 - Middle (5 thru 8) - Addition**

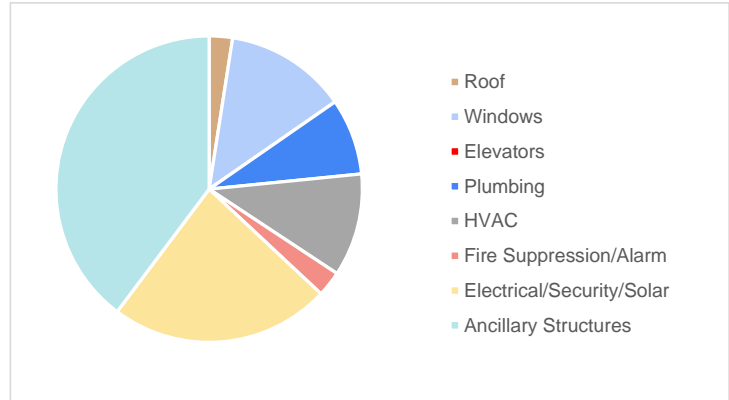
March 29, 2022

Total Value of Assets (Does Not Include Site/Structure/Walls/Interiors) **\$566,040**



GPS: 44.625290148359795, -71.96023281631018

Relative Asset Values

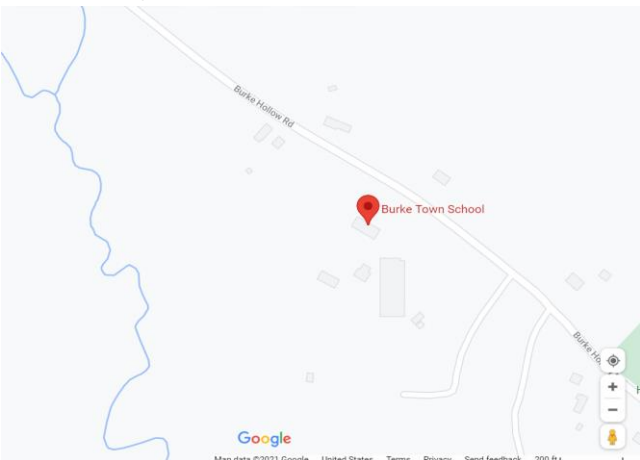
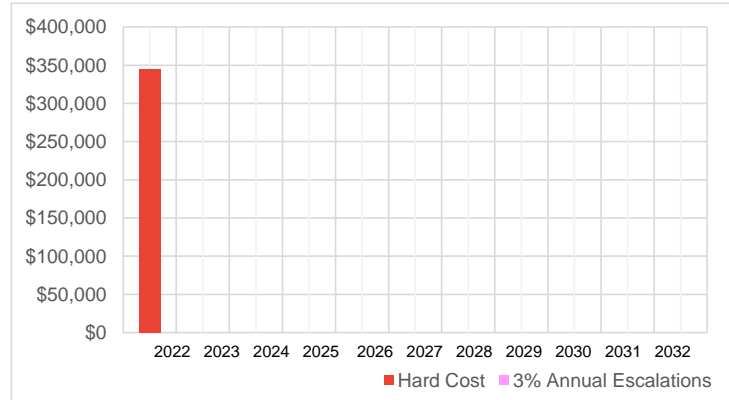


Value of Assets/GSF **\$111.69**



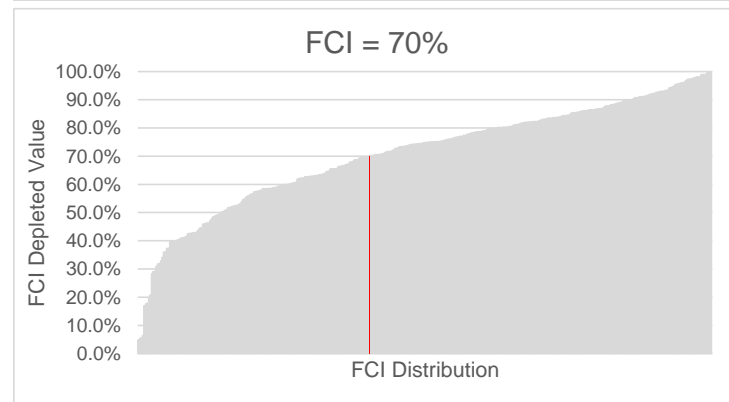
Site Plan - Google Earth

Projected Capital Planning Cash Flow



Location Plan - Google Maps

Facility Condition Index (FCI) Compared to Portfolio



(See Last Page for Explanation of Terms)

2022 School Facilities Inventory Report

Facility Name: **KINGDOM EAST SD | BURKE TOWN SCHOOL | 3293 BURKE HOLLOW ROAD, WEST BURKE 5871 - Middle (5 thru 8) - Addition**

Respondent Information

Date/Time Completed **2022-02-15 - 1:28 PM**
 Respondent Name **Danny Pickering**
 Respondent Title **Facilities Manager**
 Respondent Email **dpickering@kingdomeast.org**
 Respondent Phone Number **(802) 626-6100 x1400**

Facility Information

School Type **Middle (5 thru 8)**
 Building Identification **Addition**
 Stories **2**
 Building Area **5068 (Gross Square Footage - GSF)**
 Year Constructed **1979**
 Year of Last Major Renovation **2014**
 FCI (Depleted Value) **70.0%**

Environmental & Safety Issues

Hazardous Materials **No**
 Hazardous (HZD) Materials include -
 HZD Issues are -
 HZD Issues include -

Indoor Air Quality (IAQ) Issues **No**
 IAQ Issues include -
 IAQ Issues are -
 IAQ Issues include -

Fire or Life/Safety (FL/S) Issues **No**
 FL/S Issues are -

Other Risk Factors **No**
 Other Risk Factors include -
 Other Risk Factors are -

Handicap Accessibility (ADA) Issues

Handicap Accessibility (ADA) Issues **No**
 ADA Issues are **N/A**
 ADA Issues include **N/A**

Utilities - Adequacy

IT / Internet Service **Marginal** 
 Building Wi-Fi Coverage **Adequate**
 Cellular Reception **Marginal** 
 Water Service Pressure **Adequate**
 Natural Gas/Propane Pressure **N/A**
 Electrical Capacity **Adequate**

2022 School Facilities Inventory Report

Facility Name: **KINGDOM EAST SD | BURKE TOWN SCHOOL | 3293 BURKE HOLLOW ROAD, WEST BURKE 5871 - Middle (5 thru 8) - Addition**

Building Envelope - Roof

Roof 1 is Asphalt Shingle	EUL	C-RUL	Cost / Unit	Quantity	Units	Total Value
Covers 100%	30	22	\$5.50 / SF	2,534	SF	\$13,937
Installed in 2014						
Roof 2 is -	EUL	C-RUL	Cost / Unit	Quantity	Units	Total Value
Covers 0%	-	N/A	- / -	-	-	\$0
Installed in -						
Roof 3 is -	EUL	C-RUL	Cost / Unit	Quantity	Units	Total Value
Covers 0%	-	N/A	- / -	-	-	\$0
Installed in -						
Roof 4 is -	EUL	C-RUL	Cost / Unit	Quantity	Units	Total Value
Covers 0%	-	N/A	- / -	-	-	\$0
Installed in -						

Building Envelope - Windows

Primary Window System Window, Metal-Frame	EUL	C-RUL	Cost / Unit	Quantity	Units	Total Value
% of Windows That are this Type 100%	30	-13	\$60.00 / SF	1,216	SF	\$72,979
Installed in 1979						
Secondary Window System -	EUL	C-RUL	Cost / Unit	Quantity	Units	Total Value
% of Windows That are this Type 0%	-	N/A	- / -	-	-	\$0
Installed in -						

Services - Elevators

Primary Conveyance/Elevators None	EUL	C-RUL	Cost / Unit	Quantity	Units	Total Value
Quantity of Stops 0	-	N/A	- / -	0	-	\$0
Installed in -						
Secondary Conveyance/Elevators -	EUL	C-RUL	Cost / Unit	Quantity	Units	Total Value
Quantity of Stops 0	-	N/A	- / -	0	-	\$0
Installed in -						

Services - Plumbing

Primary Plumbing System Supply & Sanitary, Low Density (Includes Fixtures)	EUL	C-RUL	Cost / Unit	Quantity	Units	Total Value
Area of building served 75%	40	-8	\$7.00 / GSF	3,801	GSF	\$26,607
Installed in 1974						
Secondary Plumbing System Supply & Sanitary, Medium Density (Includes Fixtures)	EUL	C-RUL	Cost / Unit	Quantity	Units	Total Value
Area of building served 25%	40	32	\$15.00 / GSF	1,267	GSF	\$19,005
Installed in 2014						

Services - Cooling - Central System

Primary Central Cooling System None	EUL	C-RUL	Cost / Unit	Quantity	Units	Total Value
Area of building served 0%	-	N/A	- / -	-	-	\$0
Installed in -						
Secondary Plumbing System -	EUL	C-RUL	Cost / Unit	Quantity	Units	Total Value
Area of building served 0%	-	N/A	- / -	-	-	\$0
Installed in -						

Services - Heating - Central System

Primary Heating System Boiler(s)/System - Solid Fuel (Wood/Pellet)	EUL	C-RUL	Cost / Unit	Quantity	Units	Total Value
Area of building served 100%	25	17	\$250.00 / MBH	145	MBH	\$36,200
Installed in 2014						
Secondary Heating System -	EUL	C-RUL	Cost / Unit	Quantity	Units	Total Value
Area of building served 0%	-	N/A	- / -	-	-	\$0
Installed in -						

2022 School Facilities Inventory Report

Facility Name: **KINGDOM EAST SD | BURKE TOWN SCHOOL | 3293 BURKE HOLLOW ROAD, WEST BURKE 5871 - Middle (5 thru 8) - Addition**

Services - HVAC Distribution

Primary HVAC Distribution System **HVAC System, Hydronic Piping, 2-Pipe**

Area of building served	100%	EUL	C-RUL	Cost / Unit		Quantity	Units	Total Value
Installed in	2014	40	32	\$5.00 / SF	for	5,068 SF	=	\$25,340

Secondary HVAC Distribution System -

Area of building served	0%	EUL	C-RUL	Cost / Unit		Quantity	Units	Total Value
Installed in	-	-	N/A	- / -	for	- -	=	\$0

Services - Package Systems

Primary HVAC Package Unit & Splits **None**

Area of building served	0%	EUL	C-RUL	Cost / Unit		Quantity	Units	Total Value
Installed in	-	-	N/A	- / -	for	- -	=	\$0

Secondary HVAC Package Unit & Splits -

Area of building served	0%	EUL	C-RUL	Cost / Unit		Quantity	Units	Total Value
Installed in	-	-	N/A	- / -	for	- -	=	\$0

Services - Fire Suppression

Primary Fire Suppression System **None**

Area of building served	0%	EUL	C-RUL	Cost / Unit		Quantity	Units	Total Value
Installed in	-	-	N/A	- / -	for	- -	=	\$0

Secondary Fire Suppression System -

Area of building served	0%	EUL	C-RUL	Cost / Unit		Quantity	Units	Total Value
Installed in	-	-	N/A	- / -	for	- -	=	\$0

Services - Fire Alarm System

Primary Fire Suppression System **Modern Addressable Fire Alarm System**

Area of building served	100%	EUL	C-RUL	Cost / Unit		Quantity	Units	Total Value
Installed in	2014	20	12	\$3.00 / SF	for	5,068 SF	=	\$15,204

Secondary Fire Suppression System -

Area of building served	0%	EUL	C-RUL	Cost / Unit		Quantity	Units	Total Value
Installed in	-	-	N/A	- / -	for	- -	=	\$0

Services - Security Systems

Primary Security & Low Volt System **Security & Low Voltage Systems - Average**

Area of building served	100%	EUL	C-RUL	Cost / Unit		Quantity	Units	Total Value
Installed in	2008	15	1	\$4.00 / GSF	for	5,068 GSF	=	\$20,272

Secondary Security & Low Volt System -

Area of building served	0%	EUL	C-RUL	Cost / Unit		Quantity	Units	Total Value
Installed in	-	-	N/A	- / -	for	- -	=	\$0

Services - Electrical Distribution/Infrastructure

Electrical Distribution/Infrastructure **Main Distribution Panel w/Sub Panels and Generator/UPS - Medium Density**

Area of building served	100%	EUL	C-RUL	Cost / Unit		Quantity	Units	Total Value
Installed in	2014	40	32	\$22.00 / GSF	for	5,068 GSF	=	\$111,496

Services - Solar Power (PV)

Solar (Electric Generation) Provided **None**

Owned/Maintained by School -

Quantity of Panels 0

Installed in -

Value of Solar PV Panels: -

EUL	C-RUL	Cost / Unit		Quantity	Units	Total Value
-	N/A	- / -	for	- -	=	\$0

Ancillary Structures

Ancillary Structures **Relocatable Building - Classroom/Office - Standard/Portable**

Total SF of Ancillary Structures	1800	EUL	C-RUL	Cost / Unit		Quantity	Units	Total Value
Installed in	1979	15	-28	\$125.00 / SF	for	1,800 SF	=	\$225,000

Secondary Ancillary Structures -

Total SF of Secondary Ancillary Structures 0

Installed in -

EUL	C-RUL	Cost / Unit		Quantity	Units	Total Value
-	N/A	- / -	for	- -	=	\$0

Additional Comments

The modular had an extension put on to it creating a classroom and main furnace room, this section has a foundation as well.

2022 School Facilities Inventory Report

Facility Name: **KINGDOM EAST SD | BURKE TOWN SCHOOL | 3293 BURKE HOLLOW ROAD, WEST BURKE 5871 - Middle (5 thru 8) - Addition**

Explanation of Terms

Projected Capital Planning Cash Flow	The estimated replacement costs of systems as they expire annually.
Facility Condition Index (FCI)	The cost -weighted depleted value of the building compared to the total value of all its systems; overall percent of building useful life consumed by years in service.
Total Value of Assets	The total estimated replacement cost of all the assets listed in the form.
Value of Assets per GSF	The Total Value of all Assets in the form divide by the Gross Square Footage (GSF) of the building.
Facility Condition Index (FCI) Compared to Portfolio	The Facility Condition Index (FCI) of the building overlayed on the chart of FCI's for all buildings in the portfolio. Indicated by a red line in the chart.
Calculated Remaining Useful Life(C-RUL)	The current number of remaining years a system may be expected to perform in designed service.
Expected Useful Life (EUL)	The total number of years a system can be expected to perform in designed service when new.
Gross Square Footage (GSF)	The total square footage contained within the building for all floors/levels.
Cost per Unit	The estimated base cost for a single unit of a system. When multiplied by Quantity results in the total system cost.
Quantity	The amount of a system present in a building. When multiplied by the Cost per Unit results in the total system cost.
Units	The expressed unit of measure for a given system (GSF, EACH, TON, etc).
Ancillary Structures	Buildings on site that are typically known as portables, relocatables or temporary buildings.